

7th/8th Grade Honor Choir

Lesson: 4/6

Learning Target: Identifying notes of the treble clef (lines and spaces)

Warm Up: Practice Drawing the Treble Clef




Lets review!

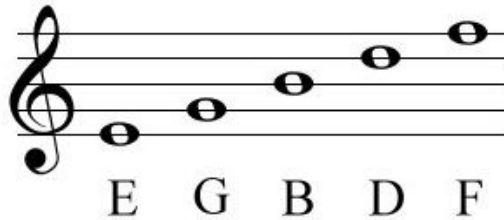
[Identifying notes on the Treble Clef](#)

Identifying Notes on the Treble Clef


Treble Clef Notes



Line Notes



Space Notes



How to Remember

If you have trouble remembering the notes names for the lines and spaces, you can use the following acronyms:


Lines: **E**very **G**ood **B**oy **D**oes **F**ine

Spaces: spells the word **F A C E**

The goal is to be able to recognize these notes quickly. Repetition is key!

Lets Practice!

Please identify the letter names for each of the notes below. Remember, if you have trouble, use the acronyms!



Answers:

E, A, F, G, D, F, C

Extra Practice

Please use the website below to do some extra practice. If you feel good about identifying the treble clef lines and spaces, turn on challenge mode and see how many you can get right in a minute!

[Music Theory Practice](#)

If the site is not setup correctly, you can change the settings by clicking on the gear in the top right corner. You may need to adjust the clefs included, as well as the note range (should be top line to bottom line only at this time).